THIS DRAWING IS UNPUBLISHED. RELEASED FOR PUBLICATION -,- .
© COPYRIGHT - By - ALL RIGHTS RESERVED.

LOC	DIST
AD	00

REVISIONS

P	LTR	DESCRIPTION	DATE	DWN	APVD
	AF3	REVISED PER ECO-11-004587	11MAR11	RK	HMR

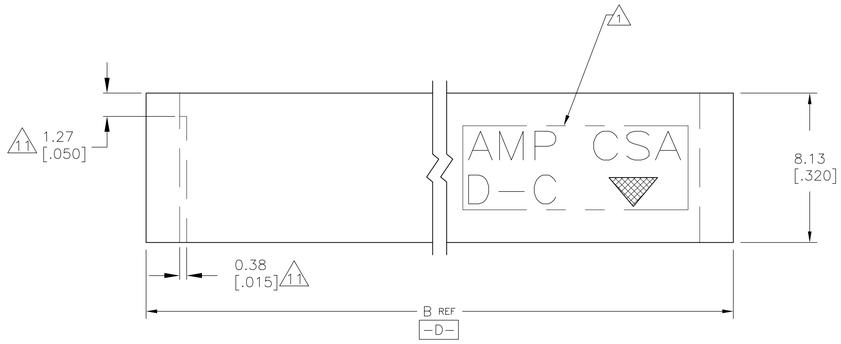

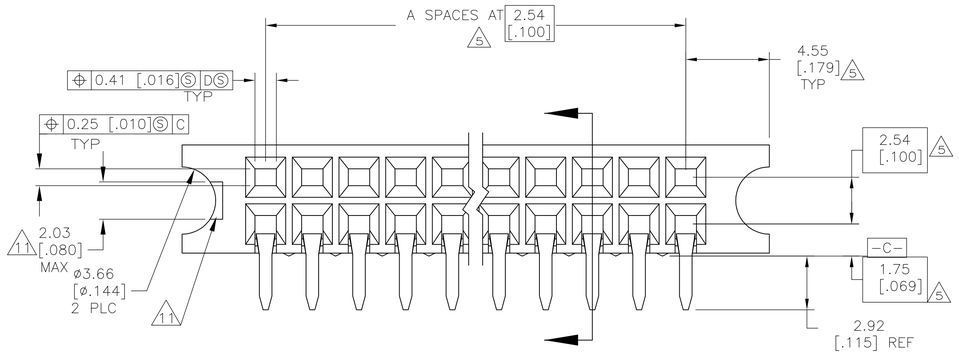

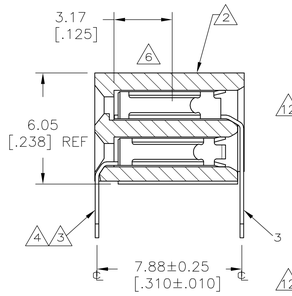

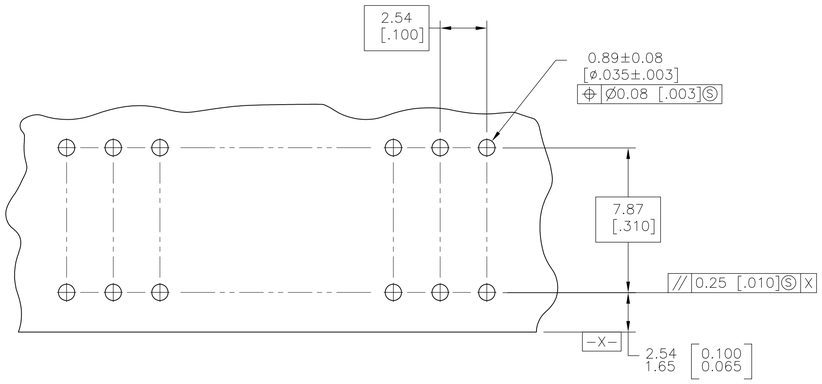

RECOMMENDED P.C. BOARD HOLE LAYOUT

1. "AMP", "CSA", "▼", AND "DATE CODE" WITH .062±.015 HIGH CHARACTERS WHERE SIZE PERMITS.
2. HOUSING: 1-70 POSITION SIZES MAY BE PPS, GLASS-FILLED OR PCT, GLASS-FILLED. POSITION SIZES GREATER THAN 70 WILL BE PPS, GLASS-FILLED.
3. CONTACT: PHOSPHOR BRONZE.
4. CONTACT FINISH: DUPLEX PLATED 0.00076 [.000030] GOLD IN CONTACT AREA, 0.00127-0.00254 [.000050-.000100] BRIGHT TIN-LEAD ON SOLDER TAILS, ALL OVER 0.00127 [.000050] NICKEL.
5. THESE DIMENSIONS PERTAIN TO CAVITY ℄'S ONLY, NOT TO CONTACT LOCATIONS.
6. POINT OF MEASUREMENT FOR PLATING THICKNESS (INSIDE CONTACT BEAMS).
7. CSA LOGO INK STAMPED WHITE ON HOUSING.
8. PRELIMINARY PART - NOT RELEASED FOR PRODUCTION.
9. CONTACT FINISH: DUPLEX PLATED 0.00076 [.000030] GOLD IN CONTACT AREA, 0.00127-0.00254 [.000050-.000100] MATTE TIN ON SOLDER TAILS, ALL OVER 0.00127 [.000050] NICKEL.
10. ROHS 2002/95/EC COMPLIANT.
11. RECESSED AREA AROUND MOLD GATE IS OPTIONAL. THIS FEATURE IS ALLOWABLE ON EITHER SIDE OF HOUSING OR MAY NOT BE PRESENT AT ALL.
12. OBSOLETE PARTS: OBSOLETE CIS STREAMLINING PER D.RENAUD/D.SINISI

FINISH	B	A	NO OF POSN	PART NUMBER
OBSOLETE	34.49 [1.358]	10	22	8-532956-0 (10)
(12) OBSOLETE	39.57 [1.558]	12	26	~~7-532956-9~~ (8) (10)
OBSOLETE	62.43 [2.458]	21	44	7-532956-8 (10)
OBSOLETE		79	160	7-532956-7 (10)
OBSOLETE	24.33 [.958]	6	14	7-532956-6 (10)
OBSOLETE	24.33 [.958]	6	14	7-532956-5 (10)
OBSOLETE	235.15 [9.258]	89	180	7-532956-4 (10)
(12) OBSOLETE	260.55 [10.258]	99	200	~~7-532956-3~~ (10)
OBSOLETE	194.51 [7.658]	73	148	7-532956-2 (10)
OBSOLETE	184.35 [7.258]	69	140	7-532956-1 (10)
OBSOLETE	171.65 [6.758]	64	130	7-532956-0 (10)
OBSOLETE	169.11 [6.658]	63	128	6-532956-9 (10)
(12) OBSOLETE	158.95 [6.258]	59	120	~~6-532956-8~~ (10)
(12) OBSOLETE	146.25 [5.758]	54	110	~~6-532956-7~~ (10)
	133.55 [5.258]	49	100	6-532956-6 (10)
(12) OBSOLETE	128.47 [5.058]	47	96	~~6-532956-5~~ (10)
(12) OBSOLETE	120.85 [4.758]	44	90	~~6-532956-4~~ (10)
(12) OBSOLETE	113.23 [4.558]	42	86	~~6-532956-3~~ (10)
	108.15 [4.258]	39	80	6-532956-2 (10)
(12) OBSOLETE	97.99 [3.858]	35	72	~~6-532956-1~~ (10)
	95.45 [3.758]	34	70	6-532956-0 (10)
	82.75 [3.258]	29	60	5-532956-9 (10)
	70.05 [2.758]	24	50	5-532956-8 (10)
	57.35 [2.258]	19	40	5-532956-7 (10)
	52.27 [2.058]	17	36	5-532956-6 (10)
	44.65 [1.758]	14	30	5-532956-5 (10)
	37.03 [1.458]	11	24	5-532956-4 (10)
	31.95 [1.258]	9	20	5-532956-3 (10)
	26.87 [1.058]	7	16	5-532956-2 (10)
	21.79 [.858]	5	12	5-532956-1 (10)

(9)

FINISH	B	A	NO OF POSN	PART NUMBER
OBSOLETE	34.49 [1.358]	10	22	3-532956-0
	39.57 [1.558]	12	26	2-532956-9 (8)
OBSOLETE	62.43 [2.458]	21	44	2-532956-8
OBSOLETE				2-532956-7
				2-532956-6
OBSOLETE	24.33 [.958]	6	14	2-532956-5
OBSOLETE	235.15 [9.258]	89	180	2-532956-4
	260.55 [10.258]	99	200	2-532956-3
OBSOLETE	194.51 [7.658]	73	148	2-532956-2
OBSOLETE	184.35 [7.258]	69	140	2-532956-1
	171.65 [6.758]	64	130	2-532956-0
OBSOLETE	169.11 [6.658]	63	128	1-532956-9
	158.95 [6.258]	59	120	1-532956-8
	146.25 [5.758]	54	110	1-532956-7
	133.55 [5.258]	49	100	1-532956-6
	128.47 [5.058]	47	96	1-532956-5
(12) OBSOLETE	120.85 [4.758]	44	90	~~1-532956-4~~
	113.23 [4.558]	42	86	1-532956-3
	108.15 [4.258]	39	80	1-532956-2
(12) OBSOLETE	97.99 [3.858]	35	72	~~1-532956-1~~
(12) SUPERSEDED BY 6-532956-0	95.45 [3.758]	34	70	~~1-532956-0~~
	82.75 [3.258]	29	60	532956-9
	70.05 [2.758]	24	50	532956-8
	57.35 [2.258]	19	40	532956-7
	52.27 [2.058]	17	36	532956-6
	44.65 [1.758]	14	30	532956-5
	37.03 [1.458]	11	24	532956-4
	31.95 [1.258]	9	20	532956-3
	26.87 [1.058]	7	16	532956-2
	21.79 [.858]	5	12	532956-1

(4)

THIS DRAWING IS A CONTROLLED DOCUMENT.

DIMENSIONS: mm [INCHES]

TOLERANCES UNLESS OTHERWISE SPECIFIED:
0 PLC ± -
1 PLC ± -
2 PLC ± 0.13 [.005]
3 PLC ± -
4 PLC ± -
ANGLES ± -

MATERIAL
HOUSING: (2)
CONTACT: (3)

FINISH
SEE TABLE

DWN 17JAN01 K.L.CLOUSER/UTA
CHK 05/14/91 DOUG SARVER
APVD 05/15/91 DON FORKER
PRODUCT SPEC -
APPLICATION SPEC -
WEIGHT -

TE Connectivity

NAME
RECEPTACLE ASSY, MOD II, DBL ROW, 2.54 X 2.54 [.100 X .100] CL, GUIDE PIN EARS, CLOSED ENTRY, SHORT-POINT-OF-CONTACT

SIZE	CAGE CODE	DRAWING NO	RESTRICTED TO
A1	00779	C-532956	-

CUSTOMER DRAWING
SCALE 6:1 SHEET 1 OF 1 REV AF3

4805 (3/11)